

Teacher Notes - Practise oral segmenting and blending - Simon Says Action Game

Ask children to perform a number of different actions by sound talking. E.g. Simon Says j / u / m / p. children need to blend the sounds together to make the word and perform the action.

Let's play Simon Says

Teacher Notes - Revist and Review

Practise previous learnt letter sounds

*Can you remember this letter sound?*

S

Teacher Notes - Revist and Review

Practise previous learnt letter sounds


*Can you remember this letter sound?*

**a**

Teacher Notes - Revist and Review


Practise previous learnt letter sounds

*Can you remember this letter sound?*




Sing the songs and perform actions to consolidate previous learning.

**S s**




**ACTION**  
Hold the end of a string, making a 3 shapes, using motion.




**A a**

about



**ACTION**  
What happens when you and your friends sit on the grass and read?



5

Teach New Letter Sound p

What do you notice about these pictures?

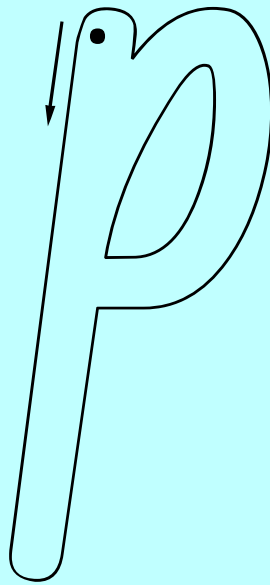


They all begin with the letter...



Teacher Notes: Teach children how to write the letter a - "Down the tennis racket and across its strings."

*This is what the letter looks like...*




*Can you draw the letter in the air?*

*Can you draw a capital letter?*

*Can you draw a lowercase letter?*

Now lets learn a song and action about the letter to help us remember it.



*Sing the song to  
the tune of Skip  
to my Lou*

*Pinky Pig p p p*

*Pinky Pig p p p*

*Pinky Pig p p p*

*p is the sound that P makes*



Teacher Notes: Apply

Let's look at the letters we have learnt so far.  
Can you remember their letter sounds?  
Can you remember their letter name?

s

a

t

p

Can you make any words using these new letters?

Teacher Notes: Apply

Quick say and write - Point at the letters and ask the children to say the letter sound and name. Can they draw in the air? Can they write on whiteboards?

