



Wheeler Heights Public School

36 Veterans Parade, Collaroy Plateau, 2097

Telephone: (02) 9971 8352 Fax: (02) 9982 5617

Email: wheelerhts-p.school@det.nsw.edu.au Website: <https://wheelerhts-p.schools.nsw.gov.au/>

ABN: 18 246 198 266



UPDATE #3 – WEDNESDAY 21 JULY 2021

TERM 3, WEEK 2, 2021

SUPPORTING STUDENT LEARNING FROM HOME – ADDITIONS

Dear Parents/Caregivers,

We would like to again thank everyone for their support and patience as we navigate this ever-changing situation. We are so proud of our students and their parents for how you are all handling learning from home. We greatly appreciate your support in keeping your children home wherever possible as this ensures we are able to have minimal staff onsite in accordance with government health and safety guidelines. Further information is available on the Department site: <https://education.nsw.gov.au/covid-19/advice-for-families>

Learning from Home

Week 1

We began the learning from home process with teachers compiling a suite of lessons that cover multiple aspects of learning. From Tuesday 13 July, these have been accessed through Google Classroom.

Week 2

With our students actively engaging with and handling this process we progressed to students submitting work through the Google Classrooms this week. To promote wellbeing, teachers have added welcome clips for students to watch each morning so that they can see the friendly faces of their teachers throughout the week and classroom teachers have phoned their students to touch base and ensure everyone is settled and ok.

Week 3 and onwards

As stated in the newsletter last week, to further enhance connection, we will be moving to Zoom check in video conferences between classroom teachers and their students twice per week beginning next week. This is an optional activity for students. We will also include reading activities through the Epic platform schoolwide (Kindergarten started this in Week 2) to enable all students to engage with quality books at their specific reading level. Further details around both these initiatives can be found below.

We have managed our learning from home processes this way to ensure we did not overload and overwhelm students and their families from the beginning. The wellbeing of our students is our highest priority and is at the core of every decision we make. We appreciate your assistance, cooperation and understanding as we aim to provide our students with high quality and manageable learning experiences. Please remember that all we expect from students is that they do their personal best. We recognise that some parents may be feeling worried/anxious about assisting their child/ren with online learning at home. Please DO NOT WORRY! Whatever you are able to do with your child is fantastic. We have set up the activities with a timeline as a guide but it is flexible so you can fit it around your own requirements. If you have more than one student at home and only one device the timings will obviously need to change to allow for each student to have time working on the device.

Zoom – Teacher Check In Video Conferences

Each classroom teacher will conduct two Zoom sessions with their class each week beginning Week 3. These sessions are a chance for the teacher to check in with their students and say hello. The sessions will run for around 10-15 minutes. These will take place on days the teacher is working from home. To ensure families are able to coordinate the sessions they will take place at the following times;

- Kindergarten – 9.30am
- Stage 1 (Years 1 and 2) – 10am
- Stage 2 (Years 3 and 4) – 10.30am
- Stage 3 (Years 5 and 6) – 11am

You will be informed of which days your child's teacher will conduct the sessions on the Friday of the week before to enable organisation. Please note that there may be a need to change these days if staffing requirements change onsite. We will endeavour to give as much notice as possible if this takes place.

Zoom Guidelines for Parents and Students

Context

Zoom provides a valuable platform to maintain personal connections and monitor student wellbeing in the Learning From Home Plan.

Joining a Zoom Session

Details of individual class Zoom sessions will be posted on Google Classroom. You can access the Zoom session by either clicking on the link or using the meeting ID and passcode. Once you have completed this, you will be prompted to login using your child's Department of Education login details.

Please ensure you have downloaded or installed the Zoom app before your scheduled session time.

See below for instructions on how to access your child's Department of Education Zoom account.

Sign into Zoom with a desktop browser

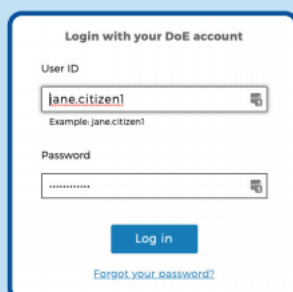


Chrome Edge Firefox Safari

1. Use a **modern browser** in Windows, MacOS or Linux.
2. Browse to the NSW DoE Zoom console at: <https://nsweducation.zoom.us>



3. Select **Sign in** at the bottom.
4. Login with your **department credentials**.



5. For first time users, **download and install** the Zoom desktop client when prompted.
6. Once signed in, **Zoom** will be ready for use!

Accessing Zoom using mobile apps

1. Download the **Zoom** app for your specific mobile device.

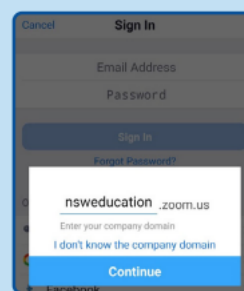


iOS
[Download](#)

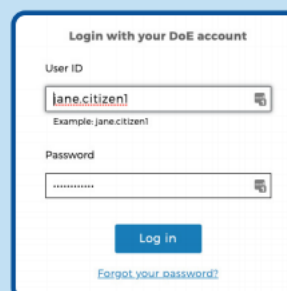


Android
[Download](#)

2. Once installed, open **Zoom**, tap **Sign In** then tap **SSO**.
3. Type **nsweducation** and tap **Continue**.



4. The **DoE log on screen** will appear. Sign in with your normal department credentials.



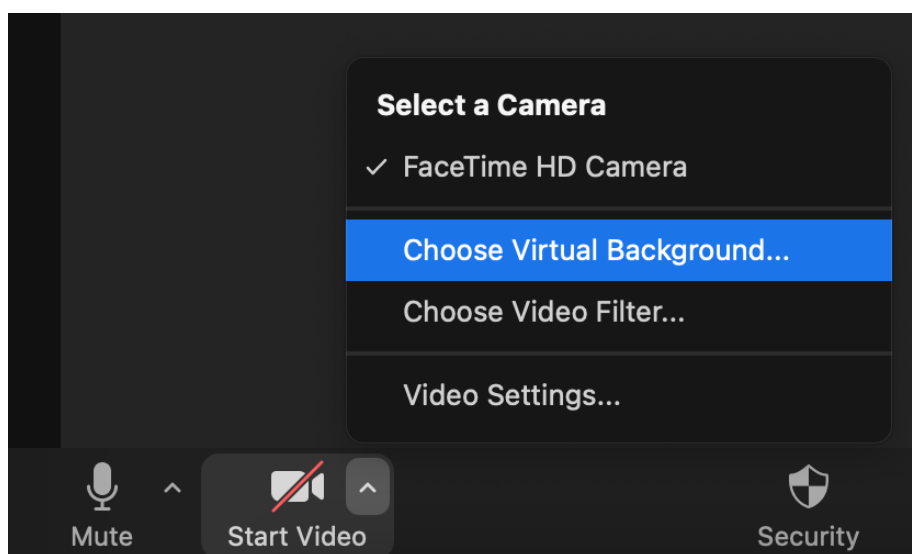
5. Once signed in, **Zoom** will be ready for use!

Guidelines for video conferencing

Wheeler Heights Public School staff members will use Zoom for Video Conferences with students, under the following conditions:

1. Parents should be aware of and supervise students' participation in video conferences.

- a) **Parents** will be notified of the time of a video conference and will be provided with the link, meeting ID and passcode for the Zoom session. Parents are requested to provide supervision for their child's participation. They may help their child set up devices, but are not permitted to join any group / class conferences being moderated by the teacher. This addresses the risk of inappropriate behaviour, language or content being shared in a video conference.
- b) When setting up devices, where possible, please insert a virtual background or ensure the camera is facing a background where others cannot be seen on the screen. All rooms should be clear of items that might impinge on privacy. To do this, select the up arrow next to 'Start Video' and then select 'Choose Virtual Background'. See image below for more help.



- c) **Students** should inform parents when they are about to join a conference and who the conference host is. This is a good habit to develop for all online interactions.
- d) **Teachers** will be in control of the mute/unmute function. Students will only be able to unmute and speak when their teacher prompts them.

2. The Video Conference room is a classroom and the same school behaviour expectations apply.

- a) **Students** must be dressed in clothing appropriate for learning, i.e. no pyjamas or revealing clothing.
- b) **Students** are to be aware that all interactions, messaging, gestures and language used during a VideoConference are "school appropriate" even if you are not on school grounds.
- c) Video conferences will not and are not to be recorded.
- d) Only whole class or group sessions are allowed. Teachers will not conduct 1:1 video, audio or chat sessions with a student.
- e) Any misconduct will be managed in accordance with the Wheeler Heights Public School Behaviour Policy.

General Video Conferencing Etiquette

Dress Code

- Ensure you are dressed appropriately.

Location

- Make sure you are in a common space, the place where you do your work during the day.

- If you are setting up your own device, please insert a virtual background or ensure the camera is facing a background where others cannot be seen on the screen.
- All rooms should be clear of items that might impinge on privacy. Sitting or standing at a desk, so you can be easily seen on the screen.

Be On Time

- Check the time of the online meeting and make sure you are ready to go when it starts.
- Checking your technology is working 15 minutes before the meeting starts will help especially if there are difficulties.

Participation

- Be focused. Pay attention. Actively participate.
- Let your teacher know if you have to leave, even if it is only for a few seconds.

EPIC! Reading

Next week Wheeler Heights Public School will be using the online reading platform Epic as a way for pupils to access books and readers at home. From Monday, we will be assigning books for the pupils to read and sometimes there will be a small quiz at the end of books.

Individual student login details will be sent through the Stage Google Classrooms in the work questions section by 1:00pm on Thursday 22 July.

To access:

1. Go to <https://www.getepic.com/sign-in>
2. Click login as students & educators
3. Enter your stage classroom code:
 - a. Early Stage 1: Class codes have already been sent.
 - b. Stage 1: rzb2942
 - c. Stage 2: kzn6967
 - d. Stage 3: zdv1030
4. Find and click on your name icon
5. Enter your four digit personal pin.

If you experience any problems please message the teachers through the Google Classroom questions section and a teacher will be in touch to help.

We will continue to share information with you as we receive it from the Department of Education. Thank you for your understanding, flexibility and support of our teachers who demonstrate an unwavering commitment to delivering learning for our students.

Yours sincerely

Simone Rizzuto
Principal

Priscilla Wright
Assistant Principal